




## Learning Plans

Year: 10
Subject: Agriculture
Spring 2
Knowledge Focus: Breeding and husbandry



<b>Spring 1 Objectives:</b> <ul style="list-style-type: none"> <li>To complete assignment 2- PowerPoint on breeding and husbandry of dairy</li> <li>To complete assignment 2- PowerPoint on breeding and husbandry of pigs</li> <li>To identify and assess the health and welfare requirements of laying hens.</li> </ul>
<b>Knowledge, understanding and skills to be developed:</b>  To gain knowledge and understanding of the breeding and husbandry of dairy. To gain knowledge and understanding of the breeding and husbandry of pigs. To understand the health and welfare needs to a laying hen.
<b>Key Vocabulary to be learned this week:</b>  Selection Oestrus Service Health and welfare Five freedoms

Activities		Resources	Work to be submitted by
22/02/2021 Week 1 Activities: <b>Dairy production breeding and husbandry</b> <ul style="list-style-type: none"> <li>Completion of work booklet</li> </ul> Topics to be covered <ul style="list-style-type: none"> <li>Selection points of male and female sheep for breeding</li> <li>Signs of oestrus in sheep</li> <li>Service management including Methods of service</li> <li>Care of animal after mating</li> <li>Care of new offspring</li> </ul>		Resources and where to access them: <ul style="list-style-type: none"> <li>PowerPoint</li> <li>Work booklet</li> <li>YouTube clips</li> </ul> <ul style="list-style-type: none"> <li>All resources are shared on the Teams page on the agriculture group. Resources are shared at the start of the lesson (1:30pm Monday).</li> </ul> <p><b>LIVE LESSONS WILL BE ARRANGED WHEN NEEDED</b></p>	<b>22/02/2021</b>
1/3/2021 Week 2 Activities: <b>Dairy production breeding and husbandry</b> <ul style="list-style-type: none"> <li>Completion of work booklet</li> </ul> Topics covered <ul style="list-style-type: none"> <li>Feeding Plans</li> <li>Health Plans</li> <li>Common sheep diseases</li> <li>Economics of sheep systems</li> </ul> <ul style="list-style-type: none"> <li>PowerPoint to be completed for assignment 2</li> </ul> <p><b>COMPLETE AS HOMEWORK IF NOT COMPLETE</b></p>		Resources and where to access them: <ul style="list-style-type: none"> <li>PowerPoint</li> <li>Work booklet</li> <li>YouTube clips</li> </ul> <ul style="list-style-type: none"> <li>All resources are shared on the Teams page on the agriculture group. Resources are shared at the start of the lesson (1:30pm Monday).</li> </ul> <ul style="list-style-type: none"> <li>LIVE LESSONS WILL BE ARRANGED WHEN NEEDED</li> </ul>	<b>1/3/2021</b>

<p>8/3/2021 Week 3 Activities: <b>Pig production breeding and husbandry</b></p> <ul style="list-style-type: none"> <li>• Completion of work booklet</li> </ul> <p>Topics to be covered</p> <ul style="list-style-type: none"> <li>○ Selection points of male and female sheep for breeding</li> <li>○ Signs of oestrus in sheep</li> <li>○ Service management including Methods of service</li> <li>○ Care of animal after mating</li> <li>○ Care of new offspring</li> </ul>		<p>Resources and where to access them:</p> <ul style="list-style-type: none"> <li>• PowerPoint</li> <li>• Work booklet</li> <li>• YouTube clips</li> </ul> <ul style="list-style-type: none"> <li>• All resources are shared on the Teams page on the agriculture group. Resources are shared at the start of the lesson (1:30pm Monday).</li> </ul> <ul style="list-style-type: none"> <li>• LIVE LESSONS WILL BE ARRANGED WHEN NEEDED</li> </ul>	<p>8/3/2021</p>
<p>15/3/2021 Week 4 Activities: <b>Pig production breeding and husbandry</b></p> <ul style="list-style-type: none"> <li>• Completion of work booklet</li> </ul> <p>Topics covered</p> <ul style="list-style-type: none"> <li>○ Feeding Plans</li> <li>○ Health Plans</li> <li>○ Common sheep diseases</li> <li>○ Economics of sheep systems</li> </ul> <ul style="list-style-type: none"> <li>• PowerPoint to be completed for assignment 2</li> </ul> <p>COMPLETE AS HOMEWORK IF NOT COMPLETE</p>		<p>Resources and where to access them:</p> <ul style="list-style-type: none"> <li>• PowerPoint</li> <li>• Work booklet</li> <li>• YouTube clips</li> </ul> <ul style="list-style-type: none"> <li>• All resources are shared on the Teams page on the agriculture group. Resources are shared at the start of the lesson (1:30pm Monday).</li> </ul> <ul style="list-style-type: none"> <li>• LIVE LESSONS WILL BE ARRANGED WHEN NEEDED</li> </ul>	<p>15/3/2021</p>
<p>22/3/2021- Unit 6 NEW unit Week 5 Activities: <b>Health and welfare of poultry</b></p> <ul style="list-style-type: none"> <li>• Creation of a leaflet</li> <li>• PowerPoint slides and fill in the gaps exercise</li> </ul> <p>COMPLETE AS HOMEWORK IF NOT COMPLETE</p>		<p>Resources and where to access them:</p> <ul style="list-style-type: none"> <li>• PowerPoint</li> <li>• Work booklet</li> <li>• YouTube clips</li> </ul> <ul style="list-style-type: none"> <li>• All resources are shared on the Teams page on the agriculture group. Resources are shared at the start of the lesson (1:30pm Monday).</li> </ul> <p>LIVE LESSONS WILL BE ARRANGED WHEN NEEDED</p>	<p>22/3/2021</p>

Feedback Given	Support/Extension/Challenge Tasks/	Useful Websites
<ul style="list-style-type: none"> <li>• Feedback is given via email to the student.</li> <li>• Comments are made on work if possible</li> </ul>	<ul style="list-style-type: none"> <li>• Extension task can be found in the booklet</li> </ul>	<ul style="list-style-type: none"> <li>• <a href="https://ahdb.org.uk/dairy">https://ahdb.org.uk/dairy</a></li> <li>• <a href="https://ahdb.org.uk/knowledge-library">https://ahdb.org.uk/knowledge-library</a></li> <li>• <a href="https://meatpromotion.wales/en/industry-resources">https://meatpromotion.wales/en/industry-resources</a></li> <li>• <a href="https://science.rspca.org.uk/sciencegroup/farmanimals/standards/layinghens">https://science.rspca.org.uk/sciencegroup/farmanimals/standards/layinghens</a></li> </ul>
<b>Skills Development</b>		
Reading/Writing/Oracy Development	Numeracy Development	ICT Development
Describe and identify	Characteristics and performance of the breeds Lambing percentages	ICT research and use of Microsoft office Creation of PowerPoint Creation of poster Use of YouTube clips

Assess images	Feed plans Health plans Space requirements	Creation of leaflets
Presentation		
Anagrams		
Creation of leaflet		

**BELONG, BELIEVE, ACHIEVE**  
**PERTHYN, CREDU, LLWYDDO**