



Year: 7
Subject: Numbers, Signs, Symbols.
Learning Plan 2 – Autumn Term 2
Knowledge Focus COLOUR, PATTERN AND MARK MAKING

Autumn 2 Objectives:

In Art in Year 7 pupils will seek to continue to explore the basic ideas of Colour and Pattern.

The focus of the visual creative work explored will be Numbers, Signs and Symbols.

Skills and techniques with day to day tools and materials of the subject will continue to be developed through a variety of exercises, and exploration of exemplar work made by established artists and practitioners will continue.

The work of Jasper Johns, Piet Mondrian, Andy Warhol, Sean Scully and Gregory Blackstock (amongst others) continues to be relevant and will be used to continue to stimulate pupils' responses.

Pupils will continue to be expected to complete their own visual responses at all stages.

Pupils will continue to be expected to develop their colour knowledge, and skills with materials in a series exercises, and once again key artistic ideas and concepts such as rhythm and balance, symmetry and geometry, repetition and space will be explored.

At the end of this half-term's projects, pupils will have gained experience and knowledge of artists and practitioners and responded creatively through their understanding and produced a variety of work in a personal style.

Pupils will continue to be expected to use basic artistic language and vocabulary of the Art room, and start to develop their own examples of annotation.

Knowledge, understanding and skills to be developed:

Exploration of exemplar work made by artists and practitioners as listed above will underpin the creative work made by all pupils.

All pupils will be expected to be able to talk about the work that they have made, thus encouraging skills of Oracy.

All pupils will be expected to annotate their work frequently, using good quality written English which incorporates subject specific vocabulary, thereby developing Literacy skills.

Numeracy tasks and IT work will also be completed as part of the Learning Plan for Year 7.

Illustration, mark-making, pattern exploration, drawing techniques, exploration of materials and media, IT creativity and annotation of work will all be developed as part of the Year 7 Learning Plan, and be revisited throughout the year.


Key Vocabulary to be learned this week:

Artists, Practitioners, Subject Specific Vocabulary (Tier 3), Annotation, Academic Vocabulary (Tier 2)

Activities		Resources	Work to be submitted by
Week 1 Activities (week beginning 2/11/20)		Resources and where to access them: P/P on RESOURCE SHARE and TEAMS.	(week beginning 9/11/20)
<u>Theme</u> <u>Jasper Johns' Numbers</u>		<u>Objective Assessment</u>	

Week 1 Learning Objectives

Pupils to learn about the artist Jasper Johns, look at his work and begin to make pieces in the style of his overlapping numbers. (see below).



Stage 1

All pupils will be expected to start to make tracings and drawings of the font specifically used by Jasper Johns in his legendary "Numbers" pieces.

Stage 2

Pupils will be expected to begin to make small scale number overlap pieces in the style of Jasper Johns.

Initially, 3 number overlaps will enable pupils to become familiar with Johns' style, e.g. 147, 689, 123, before more complicated pieces can be explored.

Week 2 Activities

(week beginning 9/11//20)

Theme

Jasper Johns' Numbers
(continued)

Week 2 Learning Objectives

As above: pupils to learn about the artist Jasper Johns, look at his work and continue to make pieces in the style of his overlapping numbers (see above).



Resources and where to access them:

P/P on RESOURCE SHARE and TEAMS.

Objective Assessment






As above: Stage 2.

Pupils will be expected to make pieces in the style of Jasper Johns.


With 3 number overlap pieces completed, pupils should be familiar with the method and style of the Jasper Johns' pictures being explored, and now complicated pieces can be explored.

E.g. 5 number overlap pieces, 12345 etc. (see below).

(week beginning 16/11//20)

			
<p>Week 3 Activities: (week beginning 16/11/20)</p> <p><u>Theme</u> Signs and Symbols</p> <p><u>Week 3 Learning Objectives</u> Pupils to devise a symbol or an image that should instantly locate each subject on their timetable to a viewer.</p>		<p>Resources and where to access them: P/P on RESOURCE SHARE and TEAMS.</p> <p><u>Objective Assessment</u></p> <p>Pupils will start to devise an image that will represent each subject on their Year 7 timetable.</p> <p>An ICT version of this task is also encouraged at this stage (as a HWK task).</p>	<p>(week beginning 23/11/20)</p>
<p>Week 4 Activities: (week beginning 23/11/20)</p> <p><u>Theme</u> Signs and Symbols (continued).</p> <p><u>Week 4 Learning Objectives</u> As above. When a sheet of subject specific images has been designed, pupils will begin to make a full scale (A3 size) visual timetable utilising these symbols.</p>		<p>Resources and where to access them: P/P on RESOURCE SHARE and TEAMS.</p> <p><u>Objective Assessment</u></p> <p>Pupils to finish devising images to represent each timetabled subject and begin to make a full scale A3 piece.</p>	<p>(week beginning 30/11/20)</p>
<p>Week 5 Activities: (week beginning 30/11/20)</p> <p><u>Theme</u> Signs and Symbols (continued).</p> <p><u>Week 5 Learning Objectives</u> As above: continued work on final A3 piece.</p>		<p>Resources and where to access them: P/P on RESOURCE SHARE and TEAMS.</p> <p><u>Objective Assessment</u></p> <p>As above: continued work on full scale, final A3 timetable composition.</p>	<p>(week beginning 7/12/20)</p>
<p>Week 6 Activities: (week beginning 7/12/20)</p> <p><u>Theme</u> <u>Jasper Johns Numbers (reprise).</u></p> <p><u>Week 6 Learning Objectives</u> An increasingly important feature of this subject area is the creation of digital work. GCSE coursework folders now contain a significant %age of digitally created imagery.</p>		<p>Resources and where to access them: P/P on RESOURCE SHARE and TEAMS.</p> <p><u>Objective Assessment</u></p> <p>Pupils will be expected to make pieces in the style of Jasper Johns, but now using IT as a creative material. 3 number overlap pieces (123, 147, 689), can be completed, and then more complicated pieces can be explored (e.g. 5 number overlap pieces, 12345 etc.).</p>	<p>(week beginning 14/12/20)</p>

Accessories → Paint has proven to be an excellent entry point for creative IT in this subject area. The Jasper Johns Numbers theme has yielded good creative IT work in past years and it is hoped that pupils can revisit the theme of Weeks 1 and 2 via a different kind of creative material.			
--	--	--	--

Week 7 Activities: (week beginning 14/12//20) <u>Theme</u> <u>Revisit of work from all stages currently being developed</u> <u>Week 7 Learning Objectives</u> Pupils by now will have a body of work coming together on the theme of “Numbers, Signs, Symbols”, but most work will benefit from FIT time. If work is completed, pupils will be expected to add new pieces to the existing sections, and annotate their work using good quality first person English which displays subject specific knowledge and use of subject specific terms and vocabulary.		Resources and where to access them: P/P on RESOURCE SHARE and TEAMS. <u>Objective Assessment</u> All pupils to revisit all work made so far to make sure that each piece has reached a finishing point/logical conclusion. If existing pieces are finished, pupils will be expected to add new pieces to the existing sections thereby developing a larger body of work that can be rewarded via the EKS3 level criteria.	(week beginning 21/12//20)
---	---	---	----------------------------

Feedback Given	Support/Extension/Challenge Tasks	Useful Websites
by GD and SH via Whole Class Feedback WAGOLL/ Modelled example Success Criteria	Tasks to be made available on RESOURCE SHARE and TEAMS to accompany P/P	Use GOOGLE IMAGES pages for highlighted artists in P/P and LP
Skills Development		
Reading/Writing/Oracy Development	Numeracy Development	ICT Development
Tasks to be made available on RESOURCE SHARE and TEAMS to accompany P/P	Tasks to be made available on RESOURCE SHARE and TEAMS to accompany P/P	See TASK for WEEK 6